



Uplift Connector Options


Truss to wall connectors for concrete/masonry wall construction




HLPTA




DHTA




TA




DTC




Single HTA
(Single HHTA similar)




Double HTA
(Double HHTA similar)




HTWM



HUGT3
(HUGT2 & HUGT4 similar)




LPTA Parallel




LPTA Perpendicular




LUGT2




LUGT3
(LUGT4 similar)




MSTCM



MSTAM



MUGT15



RT16M Top Plate Install

Customer Service & Technical Assistance

Phone: 1-800-328-5934 • Fax: 1-952-898-8605 • Email: USPcustomerservice@mii.com

Uplift Connector Options

Truss to wall connectors for concrete/masonry wall construction

Application ²	MiTek USP ⁷ Stock No.	No. of Connectors	Total Fasteners ^{3,4,5}		DF/SP Allowable Loads	SPF/HF Allowable Loads	Figure No.
			To Truss	To Wall	Uplift 160% ^{1,8}	Uplift 160% ^{1,8}	
1-Ply Truss	TA	1	(8) 10d x 1-1/2	Embed	1205	1010	3
	RT16M	1	(9) 10d x 1-1/2	(4) 1/4" x 1-3/4" Tapcon	1395	1395	16
	LPTA (Parallel)	1	(10) 10d x 1-1/2	Embed	1470	1470	9
	LPTA (Perpendicular)	1	(10) 10d x 1-1/2	Embed	1510	1510	10
	HTA	1	(9) 10d x 1-1/2	Embed	1730	1455	5
	DTC	1	(9) 10d x 1-1/2	Embed	1825	1440	4
	HLPTA	1	(22) 10d x 1-1/2	Embed	2125	2125	1
	HHTA	1	(11) 10d x 1-1/2	Embed	2375	1995	5
	DHTA	1	(8) 10d x 1-1/2	Embed	2430	2040	2
	HTA	2	(18) 10d x 1-1/2	Embed	2430	2040	6
HHTA	2	(22) 10d x 1-1/2	Embed	2650	2225	6	
2-Ply Truss	LUGT2	1	(16) 10d	(5) 1/4" x 3" Screw-Bolt TM +	1550	1550	11
	HTA	1	(9) 10d x 1-1/2	Embed	1730	1455	5
	HHTA	1	(11) 10d x 1-1/2	Embed	2375	1995	5
	DHTA (Masonry)	1	(8) 10d x 1-1/2	Embed	2430	2040	2
	HTA	2	(18) 10d x 1-1/2	Embed	2430	2040	6
	HHTA (Masonry)	2	(22) 10d x 1-1/2	Embed	2650	2225	6
	HHTA (Concrete)	2	(22) 10d x 1-1/2	Embed	2770	2325	6
	DHTA (Concrete)	1	(8) 10d x 1-1/2	Embed	2770 ⁶	2325	2
	HLPTA	2	(40) 10d x 1-1/2	Embed	3500	3500	1
	MUGT15	1	(28) 10d	(1) 5/8" Anchor Bolt	4495	3865	15
HUGT2	1	(8) 10d	(2) 3/4" Anchor Bolts	9790	7020	8	
3-Ply Truss	LUGT3	1	(12) WS25	(4) 3/8" x 5" Screw Anchors	3525	3240	12
	MUGT15	1	(28) 10d	(1) 5/8" Anchor Bolt	4495	3865	15
	HUGT3	1	(8) 10d	(2) 3/4" Anchor Bolts	9860	9650	8
4-Ply Truss	LUGT4	1	(16) WS3	(4) 3/8" x 5" Screw Anchors	3525	3525	12
	MUGT15	1	(28) 10d	(1) 5/8" Anchor Bolt	4495	3865	15
	HUGT4	1	(8) 10d	(2) 3/4" Anchor Bolts	9860	9860	8
Straight Strap	HTWM	1	(8) 10d x 1-1/2	(4) 1/4" x 1-3/4" Wedge-Bolt	1225	1145	7
	MSTAM24	1	(9) 10d	(5) 1/4" x 2-1/4" Tapcon	1545	1455	14
	MSTAM36	1	(13) 10d	(8) 1/4" x 2-1/4" Tapcon	1945	1945	14
	MSTCM	1	(24) 10d (20) 16d	(14) 1/4" Tapcon	3665	3665	13

- 1) Allowable loads have been increased 60% for wind or seismic loads; no further increase shall be permitted.
- 2) Multiple ply trusses shall be fastened together to act as a single unit.
- 3) **MiTek-USP WOOD SCREWS:** WS25 Wood Screws are 1/4" dia. x 2-1/2" long, WS3 Wood Screws are 1/4" dia. x 3" long.
- 4) **NAILS:** 10d x 1-1/2 nails are 0.148" dia. x 1-1/2" long, 10d nails are 0.148" dia. x 3" long, 16d sinkers are 0.148" dia. x 3-1/4" long.
- 5) Minimum specified masonry or concrete compressive strength, f'm is 1,500 psi and f'c is 2,500 psi at 28 days respectively.
- 6) DHTA48-2 uplift in concrete is 2,430 lbs. @ 160%.
- 7) Consult MiTek published installation instructions for each product type.
- 8) Allowable loads are for both Concrete or Masonry applications unless noted otherwise.

Customer Service & Technical Assistance

Phone: 1-800-328-5934 • Fax: 1-952-898-8605 • Email: USPcustomerservice@mii.com