


NP Nail Plates

The NP Nail Plates are an ideal economical solution for attaching wooden members together in a non-structural connection. Also may be used as a prescriptive top plate splice per the International Residential Code (IRC). They are pre-punched for 8d common nails.

Materials: 20 gauge
Finish: G90 galvanizing
Codes: IRC R602.3.2

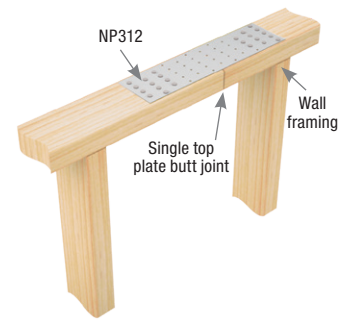
Installation:

- Use nails appropriate for intended use. Holes are sized for 8d common (0.131" dia. x 2-1/2" long) or 8d (0.131" dia.) x 1-1/2" nails.
- The designer shall determine appropriate load values.



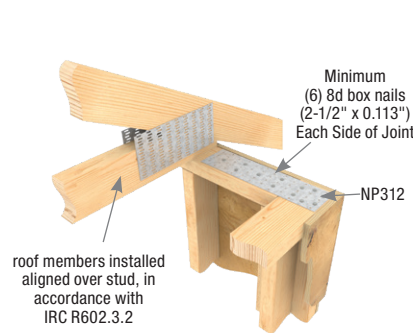
Typical nail plate installation

NP

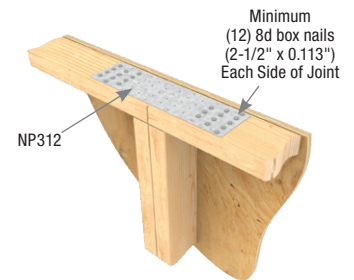


Typical NP312 prescriptive top plate splice installation

MiTek USP Stock No.	Ref. No.	Steel Gauge	Dimensions (in)		Number of Nail Holes	Code Ref.
			W	L		
NP15	TP15	20	1-13/16	5	12	--
NP35	TP35	20	3-1/8	5	22	
NP37	TP37	20	3-1/8	7	31	
NP39	TP39	20	3-1/8	9	40	
NP311	TP311	20	3-1/8	11	49	
NP312	TP312	20	3-1/8	12	54	
NP315	TP316	20	3-1/8	15	67	
NP45	TP45	20	4-1/8	5	30	
NP47	TP47	20	4-1/8	7	42	
NP49	TP49	20	4-1/8	9	54	
NP411	TP411	20	4-1/8	11	66	
NP57	TP57	20	5-3/4	7	59	



Typical NP312 prescriptive top-plate wall corner connection



Typical NP312 prescriptive top-plate butt joint straight wall connection

JNP / TPP Mending Plates

TPP – Prong plates with straight prongs.

JNP – Prong plates with angled, hammer-in prongs.

Materials: See chart
Finish: G90 galvanizing

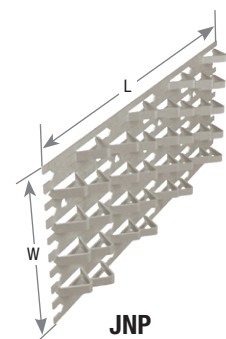
Installation:

- **These products are not intended for structural use. No load ratings are assigned. These plates are not intended for use in truss assembly.**

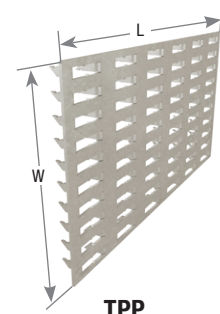
MiTek USP Stock No.	Ref. No.	Steel Gauge	Dimensions (in)		Code Ref.
			W	L	
JNP24	--	18	1-1/2	4	--
JNP26	--	18	1-1/2	6	
JNP46	--	18	3-3/16	6	
JNP48	--	18	3-3/16	8	
TPP14	MP14	22	13/16	3-1/2	
TPP24	MP24	22	1-11/16	3-1/2	
TPP36	MP36	22	2-3/4	5-1/4	
TPP58	--	22	4-3/16	7-13/16	



Typical mending plate installation



JNP



TPP