

The LJC-TZ and LJQ-TZ Lateral Joist Connectors transfer lateral loads at the top foundation to the floor joists. The fastening patterns meet I-joist manufacturer recommendations.

**LJC-TZ** – fastens the top side of the sill plate to the underside of the floor joist preventing splitting of the bottom chord flanges, and can be installed after the floor system has been installed. The product is load rated for use with dimensional lumber floor joists as well as I-joist. It can also be used with cantilevered floor joists.

**LJQ-TZ** – is a higher capacity connector designed for higher loads. It is similar in design to a joist hanger with a seat for the floor joist to bear against and utilizes wood screws to fasten to the sill plate. MiTek's WS15-EXT structural wood screws (included) provide quick installation without the need to predrill holes.

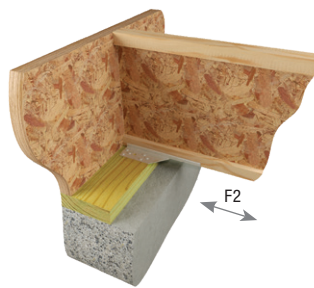
**Materials:** See chart

**Finish:** G-185 galvanizing


**Codes:** IBC, FL, LA

**Installation:**

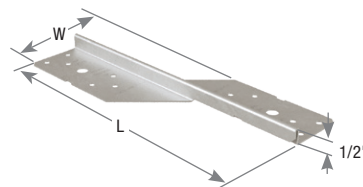
- Use all specified fasteners. See Product Notes, page 18.
- **LJC-TZ** – Installs after the floor joist has been placed with a minimum of (12) 8d (0.131") x 1-1/2" HDG nails.
- **LJQ-TZ** – Installs with (4) MiTek WS15-EXT structural wood screws. WS15-EXT structural wood screws are 1/4" dia. x 1-1/2" long and are included with LJQ-TZ connectors.



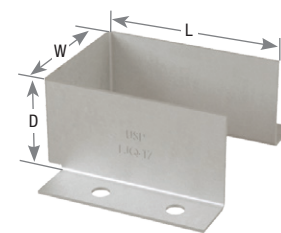
**Typical LJC-TZ installation**



**Typical LJQ-TZ installation**



**LJC-TZ**



**LJQ-TZ**

MiTek USP Stock No.	Ref. No.	Steel Gauge	Dimensions (in)			Fastener Schedule <sup>1,2</sup>		Allowable Loads (Lbs.)									Corrosion Finish	Code Ref.
			W	L	D	Qty	Type	DF I-Joist			DF Plate			SP Plate				
								F2 90%	F2 100%	F2 160%	F2 90%	F2 100%	F2 160%	F2 90%	F2 100%	F2 160%		
LJC-TZ	--	18	3-3/16	8	--	12	8d x 1-1/2 HDG	515	570	670	515	570	670	--	--	--		
LJQ15-TZ	--	16	1-9/16	3	1-1/2	4	WS15-EXT	915	1015	1110	--	--	--	915	1015	1110		
LJQ17-TZ	--	16	1-13/16	3	1-1/2	4	WS15-EXT	915	1015	1110	--	--	--	915	1015	1110		
LJQ20-TZ	--	16	2-1/8	3	1-1/2	4	WS15-EXT	915	1015	1110	--	--	--	915	1015	1110		IBC, FL, LA
LJQ23-TZ	--	16	2-5/16	3	1-1/2	4	WS15-EXT	915	1015	1110	--	--	--	915	1015	1110		
LJQ25-TZ	--	16	2-9/16	3	1-1/2	4	WS15-EXT	915	1015	1110	--	--	--	915	1015	1110		
LJQ35-TZ	--	16	3-9/16	3	1-1/2	4	WS15-EXT	915	1015	1260	--	--	--	915	1015	1260		

1) MiTek's WS15-EXT structural wood screws are 1/4" dia. x 1-1/2" long and are included with LJQ connectors.

2) **NAILS:** 8d x 1-1/2 nails are 0.131" dia. x 1-1/2" long.

**Corrosion Finish** ■ Stainless Steel ■ Gold Coat ■ HDG ■ Triple Zinc