

# LUMBERLOK STRUCTURAL CONNECTOR SCREWS

Replaces Nails, Structurally Rated

The LumberLok™ Connector Screw is a self-drilling screw that can be used with a number of MiTek connectors and also for wood-to-wood applications. The screws feature a 1/4" hex head with integral washer and gimlet point for ease of installation. The twin-lead threads drive in twice as fast as the single lead threads significantly reducing installation time. The MiTek head stamp identifies the screw length for easy inspection.

Screw shear capacities are based on a diameter of 0.170" when the shear plane is on the screw shank (SH) and 0.109" when the shear plane is on the threads (T). MiTek LumberLok Connector Screws have a bending yield strength of 170,000 psi.

**Materials:** Low carbon hardened steel

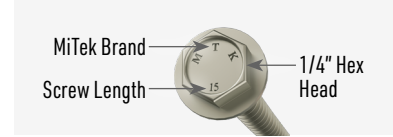

**Finish:** Mechanically Galvanized, Gold Coat

**Codes:** ESR-2761 (IBC, LABC), FL17231 (FBC)

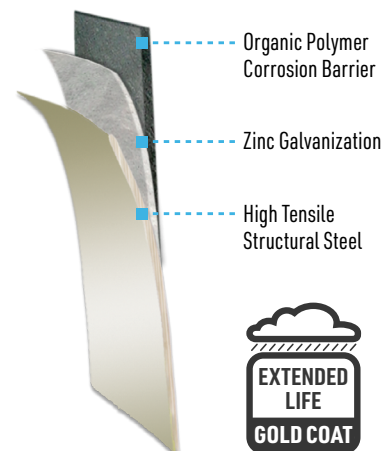
**Installation:**

- Screws are self-drilling.
- Install using a low speed clutch drill with 1/4" hex head driver. The washer head should be flat to the surface. Do not over-tighten the screws.
- Installing the screw at an angle may introduce additional bending and tension forces into the fastener if the screw head is not flat to the bearing surface. Care should be given to ensure the fastener is installed perpendicular to the plane of the fastener hole.

• **Impact drivers are not recommended for use with LumberLok Connector Screws.**



Fastener	Allowable Shear (100%)			
	DF / SP		S-P-F	
	Steel Side Plate		Steel Side Plate	
	18 ga	16 ga	18 ga	16 ga
LC915 Screw	105	130	105	105
8d x 1-1/2 Nail	100	104	86	90
8d Nail	100	104	86	90
10d x 1-1/2 Nail	112	113	97	97
LC930 Screw	165	165	140	140
10d Nail	114	116	98	100
16d Nail	137	138	117	119



Phone: 1-800-328-5934 | Fax: 1-952-898-8605 | Email: [customerservice@mii.com](mailto:customerservice@mii.com) | [MiTek-US.com](http://MiTek-US.com)

Information published in this document is valid until "two years from publishing date". Information changes and is updated periodically so please check with MiTek if viewing after this date. For the most current information please visit [MiTek-US.com](http://MiTek-US.com). For further assistance please reach out to our Engineering team at (800) 328-5934.

©2025 MiTek Inc. All Rights Reserved. #2100 4/2026

# LUMBERLOK STRUCTURAL CONNECTOR SCREWS

Replaces Nails, Structurally Rated

## Common deck connectors that are compatible with LumberLok™ Connector Screws

This is not a complete list of MiTek connectors that are compatible with LumberLok Connector Screws. Most connectors that are installed with nails can also be installed with LumberLok Connector Screws. For the connectors shown below, the catalog allowable design values will not change when installed with the LumberLok Connector Screws shown.

JOIST HANGERS				
MiTek Stock No.	Header		Joist	
	Qty	Type	Qty	Type
JUS24-GC	4	LC930	2	LC930
JUS24-TZ	4	LC930	2	LC930
JUS24-2TZ	4	LC930	2	LC930
JUS26-GC	4	LC930	4	LC930
JUS26-TZ	4	LC930	4	LC930
JUS26-2GC	4	LC930	4	LC930
JUS26-2TZ	4	LC930	4	LC930
JUS28-GC	6	LC930	4	LC930
JUS28-TZ	6	LC930	4	LC930
JUS28-2TZ	6	LC930	4	LC930
JUS28-3TZ	6	LC930	4	LC930
JUS210-GC	8	LC930	4	LC930
JUS210-TZ	8	LC930	4	LC930
JUS210-2GC	8	LC930	6	LC930
JUS210-2TZ	8	LC930	6	LC930
JUS210-3TZ	8	LC930	6	LC930
JUS44-TZ	4	LC930	2	LC930
JUS46-TZ	4	LC930	4	LC930
JUS48-TZ	6	LC930	4	LC930
JUS410-TZ	8	LC930	6	LC930

SKEWED HANGERS				
MiTek Stock No.	Header		Joist	
	Qty	Type	Qty	Type
SKH26L-TZ	6	LC930	6	LC915
SKH26R-TZ	6	LC930	6	LC915
SKH28L-TZ	10	LC930	8	LC915
SKH28R-TZ	10	LC930	8	LC915
SKH210L-GC	14	LC930	10	LC915
SKH210R-GC	14	LC930	10	LC915
SKH210L-TZ	14	LC930	10	LC915
SKH210R-TZ	14	LC930	10	LC915
SKH210L-2TZ	14	LC930	10	LC915
SKH210R-2TZ	14	LC930	10	LC915

POST CAPS				
MiTek Stock No.	Post		Beam	
	Qty	Type	Qty	Type
PB44-6GC	8	LC930	8	LC930
PB44-6TZ	8	LC930	8	LC930
PB66-6GC	8	LC930	8	LC930
PB66-6TZ	8	LC930	8	LC930
PBES44-TZ	8	LC930	8	LC930
PBES66-TZ	8	LC930	8	LC930

STRAP POST TIE				
MiTek Stock No.	Deck		Post	
	Qty	HGD Bolts	Qty	Type
SDPT5-TZ	2	3/8" Ø	5	LC915
SDPT7-TZ	2	3/8" Ø	5	LC915

ANGLES				
MiTek Stock No.	Header		Joist	
	Qty	Type	Qty	Type
AC5-TZ	3	LC930	3	LC930
AC7-GC	4	LC930	4	LC930
AC7-TZ	4	LC930	4	LC930
AC9-TZ	5	LC930	5	LC930
MPA1-GC	6	LC915	6	LC915
MPA1-TZ	6	LC915	6	LC915
MP34-TZ	4	LC915	4	LC915
MP4F-TZ	6	LC915	6	LC915
MP3-TZ	3	LC930	3	LC930
MP5-TZ	4	LC930	4	LC930
MP7-TZ	5	LC930	5	LC930
MP9-TZ	6	LC930	6	LC930

RAFTER TIES				
MiTek Stock No.	Rafter/Truss		Plate	
	Qty	Type	Qty	Type
RT3A-TZ	4	LC915	4	LC915
RT4-TZ	4	LC915	4	LC915
RT5-TZ	4	LC915	4	LC915
RT7-TZ	5	LC915	5	LC915
RT7A-GC	5	LC915	5	LC915
RT7A-TZ	5	LC915	5	LC915
RT8A-TZ	5	LC915	5	LC915
RT15-GC	5	LC915	5	LC915
RT15-TZ	5	LC915	5	LC915
RT16A-TZ	9	LC915	8	LC915
RT16-2TZ	8	LC915	8	LC915

DECK TENSION TIE				
MiTek Stock No.	Wall		Joist	
	Qty	Screw	Qty	Type
ADTT-TZ	1	WS8-EXT	10	LC915

POST BASES			
MiTek Stock No.	Post		Anchor Bolt
	Qty	Type	
PAF44-TZ	8	LC930	(1) 1/2" Ø
PAF44-GC	8	LC930	(1) 1/2" Ø
PAF46-TZ	8	LC930	(1) 5/8" Ø
PAF46-GC	8	LC930	(1) 5/8" Ø
PAF66-TZ	8	LC930	(1) 5/8" Ø
PAF66-GC	8	LC930	(1) 5/8" Ø
PAU44-TZ	12	LC930	(1) 5/8" Ø
PAU46-TZ	12	LC930	(1) 5/8" Ø
PAU66-TZ	12	LC930	(1) 5/8" Ø
PAU88-TZ	14	LC930	(1) 5/8" Ø

CONCEALED STRINGER HANGER				
MiTek Stock No.	Rim Joist		Stringer	
	Qty	Type	Qty	Type
CSH-TZ	8	LC915	5	LC915