




STRUCTURAL CONNECTOR SCREWS

REPLACES NAILS, STRUCTURALLY RATED.

- ➔ Designed specifically for attaching wood connectors.
- ➔ Developed and tested to meet high load requirements. High withdrawel capacity.
- ➔ Available in two sizes: #9 x 1-3/8-in and #9 x 2-7/8-in.
- ➔ Torx #20 head to eliminate stripping.
- ➔ Self-tapping shank slot.
- ➔ Codes: ICC-ES ESR-2761, FL17231, L.A. City RR 25850 Wisconsin Uniform Dwelling Code Chapter SPS 320-325 Appendix B



Fastener	Allowable Shear (100%)			
	DF / SP		S-P-F	
	Steel Side Plate		Steel Side Plate	
	18 ga	16 ga	18 ga	16 ga
LL915 Screw	105	130	105	105
8d x 1-1/2 Nail	100	104	86	90
8d Nail	100	104	86	90
10d x 1-1/2 Nail	112	113	97	97
LL930 Screw	165	165	140	140
10d Nail	114	116	98	100
16d Nail	137	138	117	119



STRUCTURAL CONNECTOR SCREWS

COMMON DECK CONNECTORS THAT ARE COMPATIBLE WITH LUMBERLOK SCREWS

This is not a complete list of MiTek connectors that are compatible with LumberLok Screws. Most connectors that are installed with nails can also be installed with LumberLok Screws. For the connectors shown below, the catalog allowable design values will not change when installed with the LumberLok Screws shown.

JOIST HANGERS				
USP Stock No.	Header		Joist	
	Qty	Type	Qty	Type
JUS24-GC	4	LL930	2	LL930
JUS24-TZ	4	LL930	2	LL930
JUS24-2TZ	4	LL930	2	LL930
JUS26-GC	4	LL930	4	LL930
JUS26-TZ	4	LL930	4	LL930
JUS26-2GC	4	LL930	4	LL930
JUS26-2TZ	4	LL930	4	LL930
JUS28-GC	6	LL930	4	LL930
JUS28-TZ	6	LL930	4	LL930
JUS28-2TZ	6	LL930	4	LL930
JUS28-3TZ	6	LL930	4	LL930
JUS210-GC	8	LL930	4	LL930
JUS210-TZ	8	LL930	4	LL930
JUS210-2GC	8	LL930	6	LL930
JUS210-2TZ	8	LL930	6	LL930
JUS210-3TZ	8	LL930	6	LL930
JUS44-TZ	4	LL930	2	LL930
JUS46-TZ	4	LL930	4	LL930
JUS48-TZ	6	LL930	4	LL930
JUS410-TZ	8	LL930	6	LL930

SKEWED HANGERS				
USP Stock No.	Header		Joist	
	Qty	Type	Qty	Type
SKH26L-GC	6	LL930	6	LL915
SKH26R-GC	6	LL930	6	LL915
SKH26L-TZ	6	LL930	6	LL915
SKH26R-TZ	6	LL930	6	LL915
SKH28L-TZ	10	LL930	8	LL915
SKH28R-TZ	10	LL930	8	LL915
SKH210L-GC	14	LL930	10	LL915
SKH210R-GC	14	LL930	10	LL915
SKH210L-TZ	14	LL930	10	LL915
SKH210R-TZ	14	LL930	10	LL915
SKH210L-2TZ	14	LL930	10	LL930
SKH210R-2TZ	14	LL930	10	LL930

ANGLES				
USP Stock No.	Header		Joist	
	Qty	Type	Qty	Type
AC5-TZ	3	LL930	3	LL930
AC7-GC	4	LL930	4	LL930
AC7-TZ	4	LL930	4	LL930
AC9-TZ	5	LL930	5	LL930
MPA1-GC	6	LL915	6	LL915
MPA1-TZ	6	LL915	6	LL915
MP34-TZ	4	LL915	4	LL915
MP4F-TZ	6	LL915	6	LL915
MP3-TZ	3	LL930	3	LL930
MP5-TZ	4	LL930	4	LL930
MP7-GC	5	LL930	5	LL930
MP7-TZ	5	LL930	5	LL930
MP9-GC	6	LL930	6	LL930
MP9-TZ	6	LL930	6	LL930

RAFTER TIES				
USP Stock No.	Rafter/Truss		Plate	
	Qty	Type	Qty	Type
RT3A-TZ	4	LL915	4	LL915
RT4-TZ	4	LL915	4	LL915
RT5-TZ	4	LL915	4	LL915
RT7-TZ	5	LL915	5	LL915
RT7A-GC	5	LL915	5	LL915
RT7A-TZ	5	LL915	5	LL915
RT8A-TZ	5	LL915	5	LL915
RT15-GC	5	LL915	5	LL915
RT15-TZ	5	LL915	5	LL915
RT16A-TZ	9	LL915	8	LL930
RT16-2TZ	8	LL915	8	LL915

DECK TENSION TIE				
USP Stock No.	Wall		Joist	
	Qty	Screw	Qty	Type
ADTT-TZ	1	WS8-EXT	10	LL915

POST CAPS				
USP Stock No.	Post		Beam	
	Qty	Type	Qty	Type
PB44-6GC	8	LL930	8	LL930
PB44-6TZ	8	LL930	8	LL930
PB66-6GC	8	LL930	8	LL930
PB66-6TZ	8	LL930	8	LL930
PBES44-TZ	8	LL930	8	LL930
PBES66-TZ	8	LL930	8	LL930

POST BASES			
USP Stock No.	Post		Anchor
	Qty	Type	Bolt
PA44E-GC	6	LL930	(1) 1/2" Ø
PA44E-TZ	6	LL930	(1) 1/2" Ø
PA44-TZ	8	LL930	(1) 1/2" Ø
PAU44-TZ	12	LL930	(1) 5/8" Ø
PA46E-GC	8	LL930	(1) 5/8" Ø
PA46E-TZ	8	LL930	(1) 5/8" Ø
PA46-TZ	14	LL930	(1) 1/2" Ø
PAU46-TZ	12	LL930	(1) 5/8" Ø
PA66E-GC	8	LL930	(1) 5/8" Ø
PA66E-TZ	8	LL930	(1) 5/8" Ø
PA66-TZ	16	LL930	(1) 1/2" Ø
PAU66-TZ	12	LL930	(1) 5/8" Ø
PAU88-TZ	14	LL930	(2) 5/8" Ø

STRAP POST TIE				
USP Stock No.	Deck		Post	
	Qty	HDG Bolts	Qty	Type
SDPT5-TZ	2	3/8" Ø	5	LL915
SDPT7-TZ	2	3/8" Ø	5	LL915

CONCEALED STRINGER HANGER				
USP Stock No.	Rim Joist		Stringer	
	Qty	Type	Qty	Type
C5H-TZ	8	LL915	5	LL915