



Maintenance Checklists

Appendix C

Navigating the Maintenance Checklists



These checklists guide you through all preventive maintenance tasks required to keep this equipment in top working condition.




These pages are supplied with the intent that you will photocopy them and leave the original in the manual for future use. Space is provided in each chart to place the date that the work is done and the initials of the person performing the work.

Checklist	Page
Daily & Weekly Checklist	page 234
Monthly Checklist	page 235
Annual Checklist	page 236
Periodic Checklist	page 236

***BLADE* Wood Processing System**

Safety Notes For Maintenance Checklists

	 WARNING
	<p>ELECTROCUTION, CRUSH, CUT, and HIGH-PRESSURE HAZARDS</p> <p>Perform the safety tests described in the <i>Safety Tests</i> section on page SAFETY-11 before operating the equipment at the initial startup, after performing any maintenance, and in accordance with the maintenance schedule.</p>

	 WARNING
 	<p>ELECTROCUTION AND HIGH PRESSURE HAZARDS.</p> <p>Always turn the power off and activate an E-stop when the equipment is not in operation.</p> <p>Always verify that all power to the machine has been turned off and follow approved lockout/tagout safety procedures (OSHA 29 CFR 1910.147) before performing any maintenance on this equipment.</p> <p>Turn off the air switch or shutoff valve if appropriate.</p> <p>Bleed pneumatic and hydraulic lines if appropriate.</p>

BLADE Wood Processing System

Daily & Weekly Checklist

Month and Year: _____

Week: _____

	WARNING
	<p>Lockout/tagout before performing any maintenance!</p> <p>If power is required, ensure all personnel are clear.</p>


Action	Interval	See Page	Dates						
Perform all safety tests.	Daily	SAFETY-11							
Blow off system, including Auto Deck, Infeed Rail, lumber exit chain, and outfeed table/conveyor	Daily	MT-68							
Vacuum stroke/elev. chamber	Daily	MT-68							
Clean printer nozzles	2x/Day	MT-69							
Inspect linear guide bearing rails for grease	Weekly	MT-89							
Replace saw blade	Weekly	MT-99							

Notes	Date

BLADE Wood Processing System

Monthly Checklist

Year: _____

	⚠ WARNING
	Lockout/tagout before performing any maintenance! If power is required, ensure all personnel are clear.



Action	Interval	See Page	JAN	FEB	MAR	APRIL	MAY	JUNE
Check lumber exit chain tension and alignment	1 month	MT-117						
Grease 2 fittings on elevation jack screw	3 months	MT-96						
Check oil level in all gearboxes	3 months	MT-73						
Powered Skewed Conv. drive wheel bearings: grease	6 months	MT-131						
Replace main regulator's filter element	6 months	MT-135						
Replace cooler's filter element	6 months	MT-136						

Action	Interval	See Page	JULY	AUG	SEP	OCT	NOV	DEC
Check lumber exit chain tension and alignment	1 month	MT-117						
Grease 2 fittings on elevation jack screw	3 months	MT-96						
Check oil level in all gearboxes	3 months	MT-73						
Powered Skewed Conv. drive wheel bearings: grease	6 months	MT-131						
Replace main regulator's filter element	6 months	MT-135						
Replace cooler's filter element	6 months	MT-136						

BLADE Wood Processing System

Annual Checklist

Year: _____

	WARNING
	<p>Lockout/tagout before performing any maintenance! If power is required, ensure all personnel are clear.</p>

Action	Interval	See Page	Sign and Date When Action is Performed		
Lubricate 2 grease fittings on saw blade assy	1x/year	MT-96			
Auto Deck motor/gearbox: grease	1x/year	MT-107			
Auto Deck drive shaft: grease 1 fitting per strand	1x/year	MT-107			
Lubricate outfeed clamp camfollowers	1x/year	MT-115			
Lumber exit chain drive gear motor: grease	1x/year	MT-117			
Waste conveyor drive bearings: grease	1x/year	MT-124			
Inspection	1x/year	MT-71			

Periodic Checklist

Year: _____

Action	Working Hours or Time Interval	See Page	Sign and Date When Action is Performed		
Auto Deck motor/gearbox: replace oil	Standard oil: 10,000 hrs or 2 yrs	MT-72			
Lumber exit chain drive gear motor: replace oil		MT-72			
Waste conveyor gear motor: replace oil	Synthetic oil: 20,000 hrs or 4 yrs	MT-72			
Saw blade motor: replace oil		MT-72			
Nabtesco gearbox: replace oil	20,000 hrs	MT-76			