

D Post Anchors

Manufactured Housing Connectors

Porch design for any structure must account for the wind exposure. Porches present lots of sail area to catch the wind and can develop very high wind uplift in ordinary wind events. They must be securely tied to the foundation. MiTek engineers and manufactures products intended to provide a load path from the porch components to the foundation.

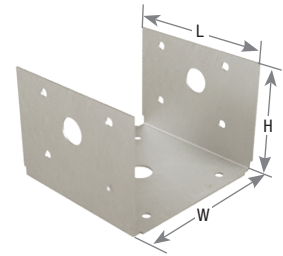
Materials: 18 gauge
Finish: G-185 galvanizing
Codes: IBC, FL, LA

Installation:

- Use all specified fasteners.
- **Not recommended for fence posts or other unrestrained (not fixed or fastened at top) applications. These anchors are not designed to resist overturning (moment) loads.**
- D44-TZ offers lateral and uplift resistance: they are not recommended as a primary means of anchorage for posts in railings.



Typical D44-TZ installation



D44-TZ

Post Size	MiTek USP Stock No.	Ref. No.	Steel Gauge	Dimensions (in)			Fastener Schedule ²				DF/SP Allowable Loads (Lbs.) ¹			S-P-F Allowable Loads (Lbs.) ¹			Code Ref.
				W	H	L	Post		Beam		Uplift 160%	F1 160%	F2 160%	Uplift 160%	F1 160%	F2 160%	
							Qty	Type	Qty	Type							
4 x 4	D44-TZ	BC40, BC40Z	18	3-9/16	2-1/2	3-3/8	8	16d HDG	4	16d HDG	700	885	885	565	760	760	IBC, FL, LA

1) Allowable loads have been increased 60% for wind or seismic loads; no further increase shall be permitted.
 2) **NAILS:** 16d nails are 0.162" dia. x 3-1/2" long.
 New products or updated product information are designated in **blue font**.


NP Nail Plates

The NP Nail Plates are an ideal economical solution for attaching wooden members together in a non-structural connection. Also may be used as a prescriptive top plate splice per the International Residential Code (IRC). They are pre-punched for 8d common nails.

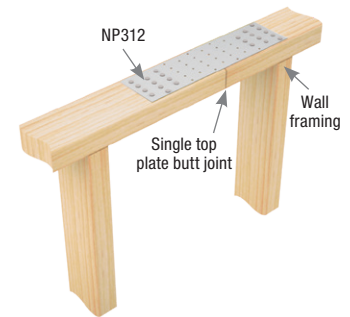
Materials: 20 gauge
Finish: G90 galvanizing
Codes: IRC R602.3.2

Installation:

- Use nails appropriate for intended use. Holes are sized for 8d common (0.131" dia. x 2-1/2" long) or 8d (0.131" dia.) x 1-1/2" nails.
- The designer shall determine appropriate load values.

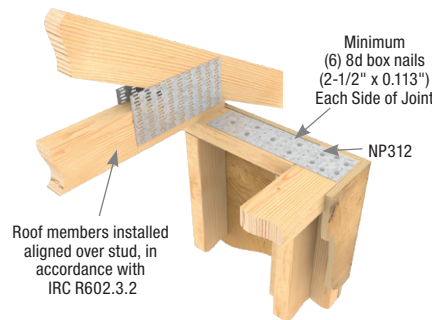


NP

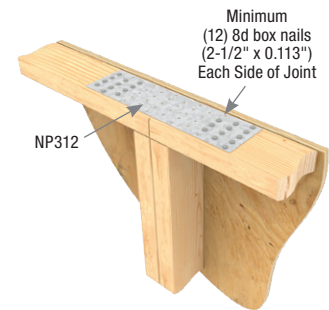


Typical NP312 prescriptive top plate splice installation

MiTek USP Stock No.	Ref. No.	Steel Gauge	Dimensions (in)		Number of Nail Holes	Code Ref.
			W	L		
NP15	TP15	20	1-13/16	5	12	--
NP35	TP35	20	3-1/8	5	22	
NP37	TP37	20	3-1/8	7	31	
NP39	TP39	20	3-1/8	9	40	
NP311	TP311	20	3-1/8	11	49	
NP312	TP312	20	3-1/8	12	54	
NP315	TP316	20	3-1/8	15	67	
NP45	TP45	20	4-1/8	5	30	
NP47	TP47	20	4-1/8	7	42	
NP49	TP49	20	4-1/8	9	54	
NP411	TP411	20	4-1/8	11	66	
NP57	TP57	20	5-3/4	7	59	



Typical NP312 prescriptive top-plate wall corner connection



Typical NP312 prescriptive top-plate butt joint straight wall connection