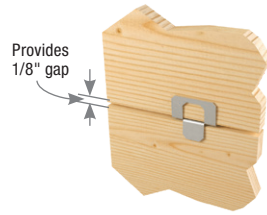


Steel plywood clips. All models feature embossed dimples to provide 1/8" gap.

Materials: See chart

Finish: G90 galvanizing



Typical PC installation



PC



RC

Span Rating ¹	MiTek USP Stock No.	Ref. No.	Steel Gauge	Maximum Span ¹		Plywood Thickness (in)	PC's Per Span	Code Ref.
				With PC	Without PC			
24	RC38-250	PSCL3/8	18	24	20	3/8	1	--
	PC716	PSCL7/16	20	24	24	7/16	1	
32	PC1532	PSCL15/32, PSCA15/32	20	32	28	15/32	1	--
	PC12	PSCL1/2	20	32	28	1/2	1	
40	PC1932	PSCL19/32	20	40	32	19/32	2	--
	PC58	PSCL5/8	20	40	32	5/8	2	
48	PC34	PSCL3/4	20	48	36	3/4	2	--

- 1) Based on code specified allowable spans for panel sheathing continuous over two or more spans with plywood strength axis perpendicular to supports.
- 2) Applicable to roof sheathing.
- 3) Applies to panels 24" or wider.
- 4) Uniform load deflection limitations 1/180 of span under live load plus dead load or 1/240 under live load only.

DC Drywall Clip

Drywall clips or "stops" help support drywall or wood paneling and reduce wood blocking on top plates, end walls, and corners.

Materials: 20 gauge

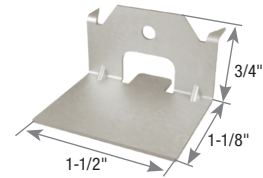
Finish: G90 galvanizing

Installation:

- Use 8d nails to install DC1, 16" on-center or less.



Typical DC1 installation



DC1

MiTek USP Stock No.	Ref. No.	Steel Gauge	Fastener Schedule ¹		Code Ref.
			Qty	Type	
DC1	DS	20	1	8d	--

1) **NAILS:** 8d nails are 0.131" dia. x 2-1/2" long.

IS Insulation Supports


Insulation supports secure batt-type insulation in place between joists. Chisel-cut ends dig into joists for permanent holding. Easy to install in hard-to-reach crawl spaces.

Materials: 13 gauge carbon steel wire

Finish: None

Installation:

- Use IS16 for joist spaced 16" O.C. and IS24 for 24" O.C. spacing.
- Position insulation batt in place between joists. Hold IS unit at the center and push into place.
- Wear gloves and safety glasses during installation.



Typical IS installation

MiTek USP Stock No.	Ref. No.	Steel Gauge	Joist Spacing	Dimensions (in)	Code Ref.
				Overall Length	
IS16	IS16-R100	13	16" O. C.	15-1/2"	--
IS24	IS24-R100	13	24" O. C.	23-1/2"	--